

INTRODUCTION

TRANSMATIX is engaged in manufacturing a full range of Planetary Gear Boxes. It is in this field for last 27 years. TRANSMATIX is manufacturing Planetary Gear Boxes for torques up to 50,000 Kg-m & ratio from 3.5 onwards in Foot / Flange / Agitator / Shaft Mounting versions & with Input & output Shafts as Free / Hollow. TRANSMATIX is also manufacturing Geared Motors, Helical gearboxes as well as Non-standard special Gear Boxes, Custom Built Gear Boxes & various other products. TRANSMATIX is supplying these Gear Boxes to a variety of O.E.M.s for various applications as enumerated below.

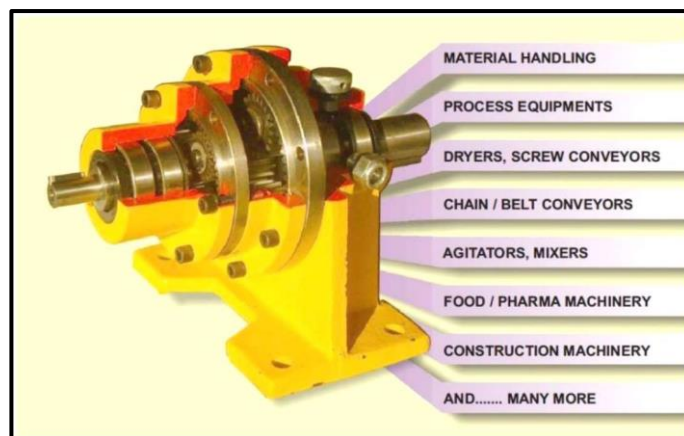
Applications for Planetary Gear Boxes

1. Material Handling Equipment & Conveyors
2. Process Plant Equipment (Mixers/Agitators, Reactors etc.)
3. Deck Machinery (Capstan Drives/Davits/Slew etc.)
4. SPM's (Special Purpose Machinery)
5. Food & Pharma Machinery
6. Construction Machinery (Batching Plants, Concrete Mixer)
7. Pollution Control Equipment (Clarifiers, Aerators etc.)
8. Die-Stuff Industry (RVD & other Driers etc.)
9. EOT Cranes (CT, LT & Creep Drives)
10. Amusement Park Machinery
11. Sugar Plant Machinery
12. Rubber Machinery
13. Stone Processing Machinery
14. Textile Machinery
15. Steel Plant Machinery
16. Power Plant Machinery
17. Solar Tracking Drives

The Special Features of our Planetary Gear Boxes

1. Compact Size
2. High Efficiency
3. Low Noise
4. No oil leakage
5. Roller bearing for planets
6. Proper alloy steels for gears & shafts
7. Case carburizing for gears
8. Hardened & tempered alloy steel shafts
9. Good quality genuine bearings
10. Double lip oil seals
11. Long & trouble-free performance

Apart from above range, TRANSMATIX is also dealing in full range of AC Induction Motors, which cover 2 Pole / 4 Pole / 6 Pole / 8 Pole, Foot / Flange / Face Mounted, Standard, Flameproof, Crane & Hoist Duty, Brake, Dual Speed, Single Phase / Three Phase Motors of M/s Laxmi Hydraulics Pvt. Ltd., an ISO 9001 company with CE Approval and ISI mark.



OUR RANGE OF PRODUCTS

1. Planetary Gear Boxes
2. Planetary Winches
3. Helical-Planetary Gear Boxes
4. Planetary-Helical Gear Boxes
5. Worm-Planetary Gear Boxes
6. Custom Built Gear Boxes
7. Geared Motors
8. Helical Gearboxes
9. Gear Boxes for Sugar Machinery
10. Bevel-Planetary Gearboxes
11. Planetary-Bevel Gearboxes
12. Bevel-Helical Gearboxes
13. Heli-worm Gearboxes
14. Slew Gear Boxes
15. Planetary Track Drives
16. Low- Backlash Gear Boxes
17. Shaft Mounted with Shrink Disc & Torque Arm

Admn. Off.: 106, Parth C.H.S. Ltd., Ganesh Peth Lane, Dadar (West), Mumbai – 400 028., Tel./Fax: (022) 24376004, 24227887
Works: H-6, Old M.I.D.C., Satara – 415 004.

Website : www.transmatix.com, www.transmatix.in E-mail ID : sales@transmatix.com

FB: www.facebook.com/TRANSMATIX

YT: www.youtube.com/TRANSMATIX

TRANSMATIX

Manufacturers of High Quality Planetary, Helical & Customized Gear Boxes

Dealers of Std. AC Induction Motors

PLANETARY GEAR BOXES

Reduction Ratio – 3.5 onwards
Torque – 5Kg.m to 50,000 kg.m
Mounting – Foot /Flange/Agitator
Input – Free Shaft/Hollow to suit Std IEC Frame or as per customer's Requirement




PLANETARY GEARED MOTORS

Input – 0.25HP to 50 HP
Output Speed – As required.
Mounting – Foot /Flange/Agitator
Input – Std IEC Frame AC Induction Motor / Hydraulic Motors



PARALLEL SHAFT HELICAL GEARBOXES

Reduction Ratio – 1.6: 1 onwards
Power Rating – up to 1000 HP
Mounting – Foot or as per customer's requirement
Input – Free Shaft or as per customer's requirement



BEVEL HELICAL GEARBOXES

Reduction Ratio – 1.6: 1 onwards
Power Rating – up to 1000 HP
Mounting – Foot or as per customer's requirement
Input – Free Shaft or as per customer's requirement




HELICAL PLANETARY GEAR BOXES

Reduction Ratio – 9: 1 onwards
Torque – 100 kg.m to 50,000 kg.m
Mounting – Foot/Flange
Input – Free Shaft



PLANETARY HELICAL GEAR BOXES

Reduction Ratio – 9: 1 onwards
Torque – 100 kg.m to 30,000 kg.m
Mounting – Hollow Shaft Mounted with Torque Arm or Shrink Disc
Input – Free Shaft/Hollow to suit Std IEC Frame or as per customer's requirement



WORM PLANETARY GEAR BOXES

Input – 0.25 HP to 5 HP
Red. Ratio – 35: 1 onwards
Mounting – Foot /Flange/Agitator
Input – With Motor or Hollow for Std IEC Frame AC Induction Motor



BEVEL PLANETARY GEARBOX

Reduction Ratio – 1.6: 1 onwards
Power Rating – up to 1000 HP
Mounting – Foot or as per Customer's requirement
Input – Free Shaft or as per customer's requirement



PLANETARY BUILT IN WINCHES

Line Pull – 100 kg to 5,000 kg
Line Speed – As per Requirement
Winding Length – As Required.
Mounting – Foot Type
Input – Electric/Hydraulic Motor
Braking – Electric Fail Safe Braking



PLANETARY WINCHES

Line Pull – 100 kg to 30,000 kg
Line Speed – As per Requirement
Winding Length – As Required
Mounting – Foot Type
Input – Electric/Hydraulic Motor
Braking – Electric/Hydraulic Fail Safe Braking



CLICK ON THE IMAGE OR NAME OF A PRODUCT TO KNOW MORE

Website : www.transmatix.com, www.transmatix.in **E-mail ID :** sales@transmatix.com

FB: www.facebook.com/TRANSMATIX

YT: www.youtube.com/TRANSMATIX

OTHER COMBINATION GEAR DRIVES



Bevel-Helical -Planetary Customized Gearbox for Bucket Wheel Drive



S-Roll Equipment for Steel Plant




Planetary Mixer Gear Box with 3 Outputs




**Twin Shaft Screw Feeder Gear Box
(Planetary Helical with 3 Outputs)**



Customized Helical for Drilling Rig



**Long Retractable Soot Blower (LRSB) Drive for
Boiler**



Multi Spindle Gearbox



Wind Mill Gearbox



Track Drive Gearbox